










RSS readers for your desktop computer aren't hard to find; we've covered a whole host of them for both Windows and OS X. We've also covered quite a few of them for reading feeds in your browser, but there isn't much out there to rival Google Reader. If, however, you're in the market for a minimal RSS reader that won't let you get caught up in the news feed, give **Skimr** a try. It's an RSS reader with a simple, scaled-down interface that gives you a list of all recent news items with a snippet from each one, rather than providing you the preview of a news story or showing the whole story complete with images and videos. Think of it as a table of contents for the news that is posted to a website daily. It doesn't connect with your Google account, but you can add any website to it that you like, with a few popular tech websites already added by default but if you aren't a fan of tech news, you can replace them with your own favorite websites.


When you first visit Skimr you will see nine popular tech blogs added. Click any one of them to view the latest stories that have been posted. If you want to edit the default source list or add websites of your own choice to it, you will have to create an account with the service, which can be done for free. After signing in with your account, click 'Edit' under the blogs' list and you'll be able to remove any of the existing sources by clicking the minus button next to it. Don't forget to save your changes.

Edit websites:


	<input type="text" value="All Things Digital"/>	<input type="button" value="−"/>
	<input type="text" value="Mashable!"/>	<input type="button" value="−"/>
	<input type="text" value="NYT Technology"/>	<input type="button" value="−"/>
	<input type="text" value="PandoDaily"/>	<input type="button" value="−"/>
	<input type="text" value="TechCrunch"/>	<input type="button" value="−"/>
	<input type="text" value="Techmeme"/>	<input type="button" value="−"/>
	<input type="text" value="The Verge"/>	<input type="button" value="−"/>
	<input type="text" value="VentureBeat"/>	<input type="button" value="−"/>
	<input type="text" value="Web.AppStorm"/>	<input type="button" value="−"/>

To add a website to your feed, click 'Add', and click 'Add another website' and paste the RSS or


My skims:

 Mashable!

 TechCrunch

 The Verge

Add another website:



Cancel

Add

Blog this (or any other) site to your Skimr feed. Click on the website for the website you want to add.

