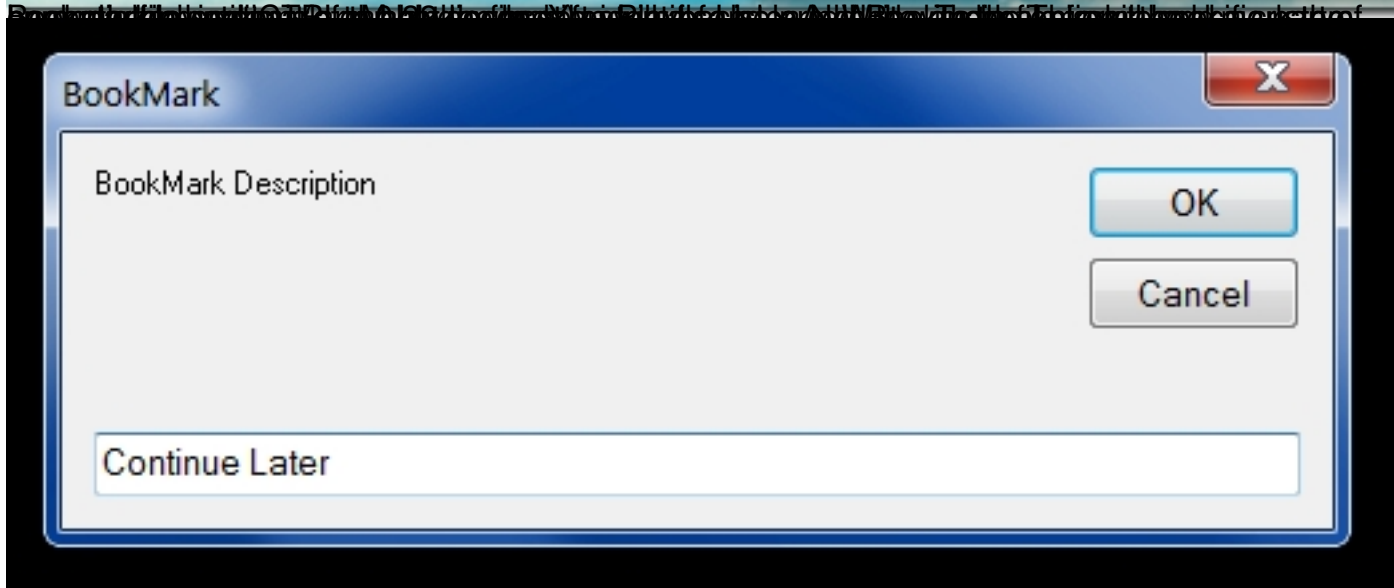
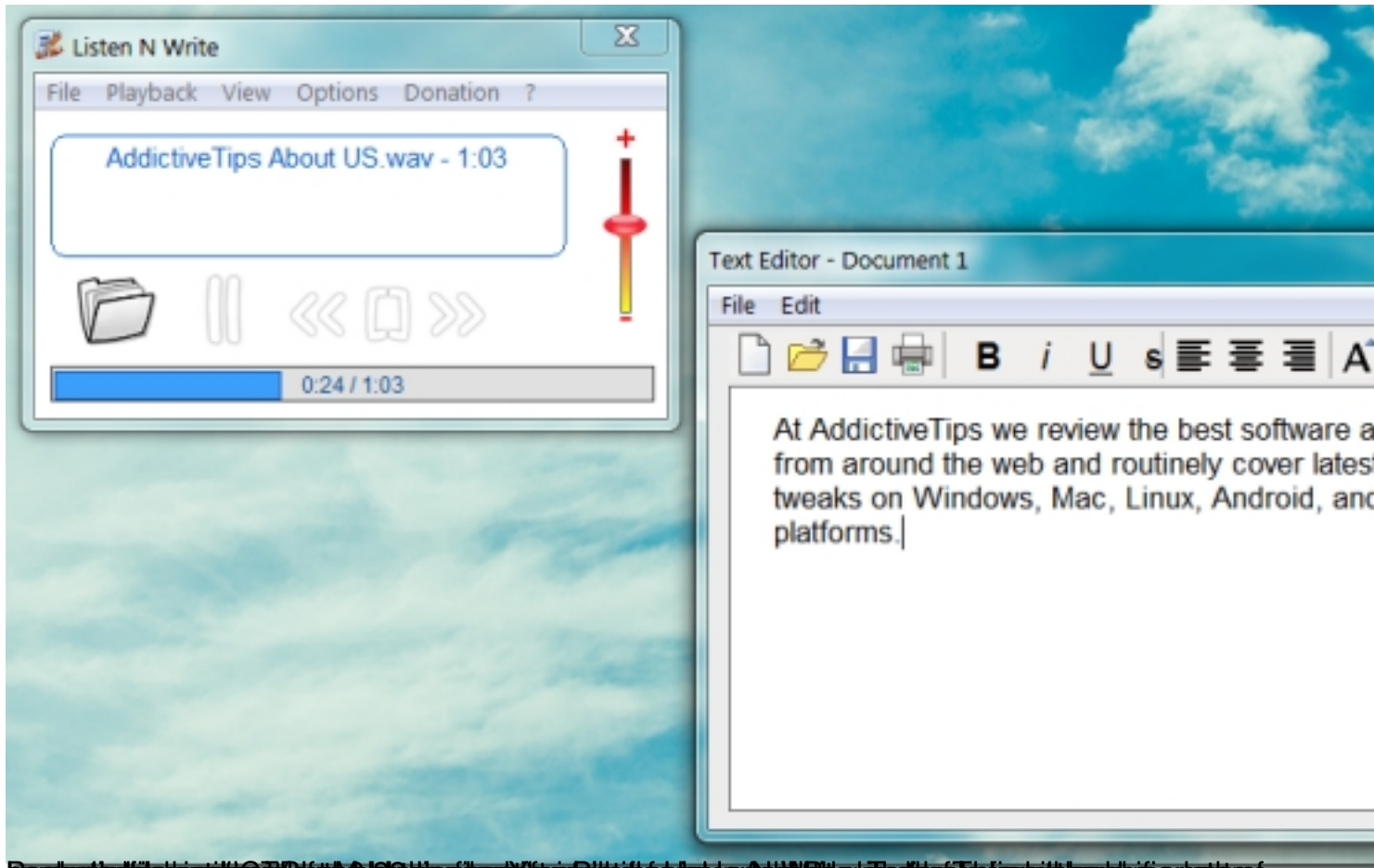


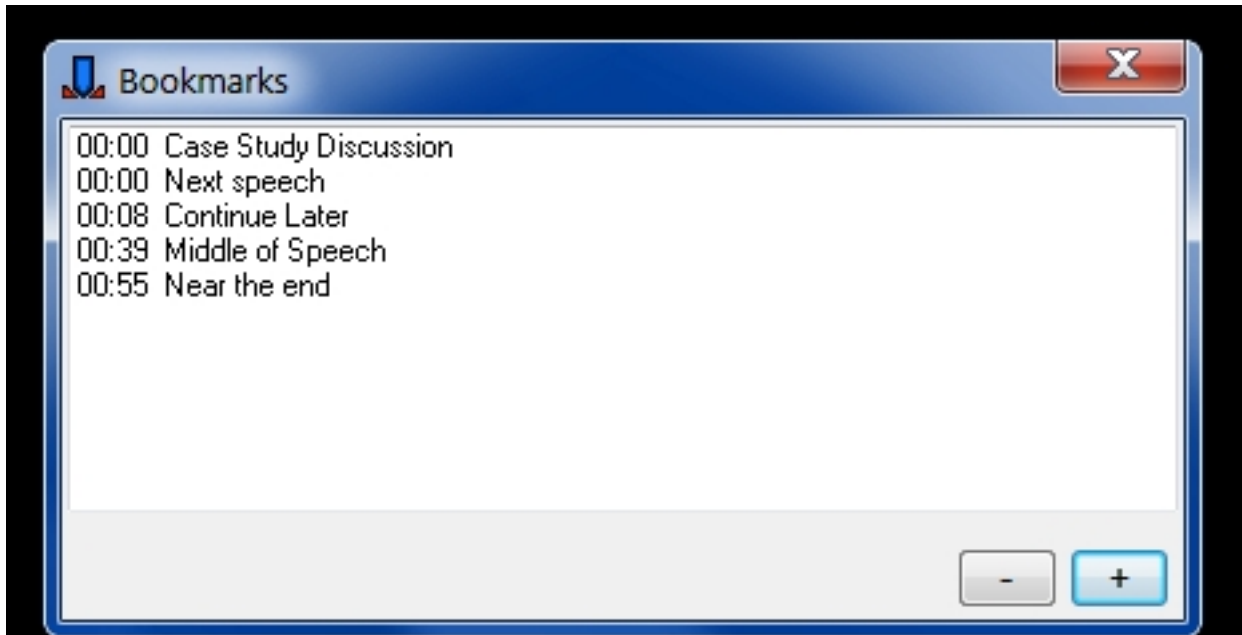
Anyone who has had the need to transcribe an audio document can testify to how painful this apparently-easy task is. **Listen N Write** is a transcription software with an integrated text editor that enables listening and transcribing text from [WAV](#)

or [MP3](#) files. Although one can simply play audio files in any media player to transcribe text, what makes *Listen N Write* handier is the fact that it provides a text editor bundled with its media player, and provides bookmarking functionality for audio files. This means that you can bookmark specific areas of a speech, lecture or any recording, and continue your work from where you left just by opening the bookmark rather than having to manually find the required part of the recording. Furthermore, it provides hotkey support to help you quickly stop, rewind and forward your audio files. Another factor why you might prefer Listen N Write over a common media player is because it is quite lightweight and has an approximate memory stamp of 15 MB.

To start transcribing, select an audio file to begin the playback. You can play, stop, forward and rewind the recording from buttons on the player's interface, or via the following hotkeys: *Play/Stop* F5, *Rewind* F6 and *Forward* F7. The text editor contains almost all functions that one would expect in MS WordPad, including font management, cut, copy, paste, undo, redo, numbering, line spacing etc. After transcription, you can save your text documents in RTF or TXT format.



To launch a bookmark, head over to Playback -> Review Bookmark.



[Download Listen N Write](#) Download Listen N Write for Windows
Related Articles:

1. [How To Record, Edit, And Burn Audio Files With Free Audio Editor 2009](#)
2. [Convert Any Segment Of Media Files To Audio Format With Free Audio Extractor](#)
3. [Pistashio – Bookmark & Organize Content To Read, Listen Or View Later](#)

[Read more](#)