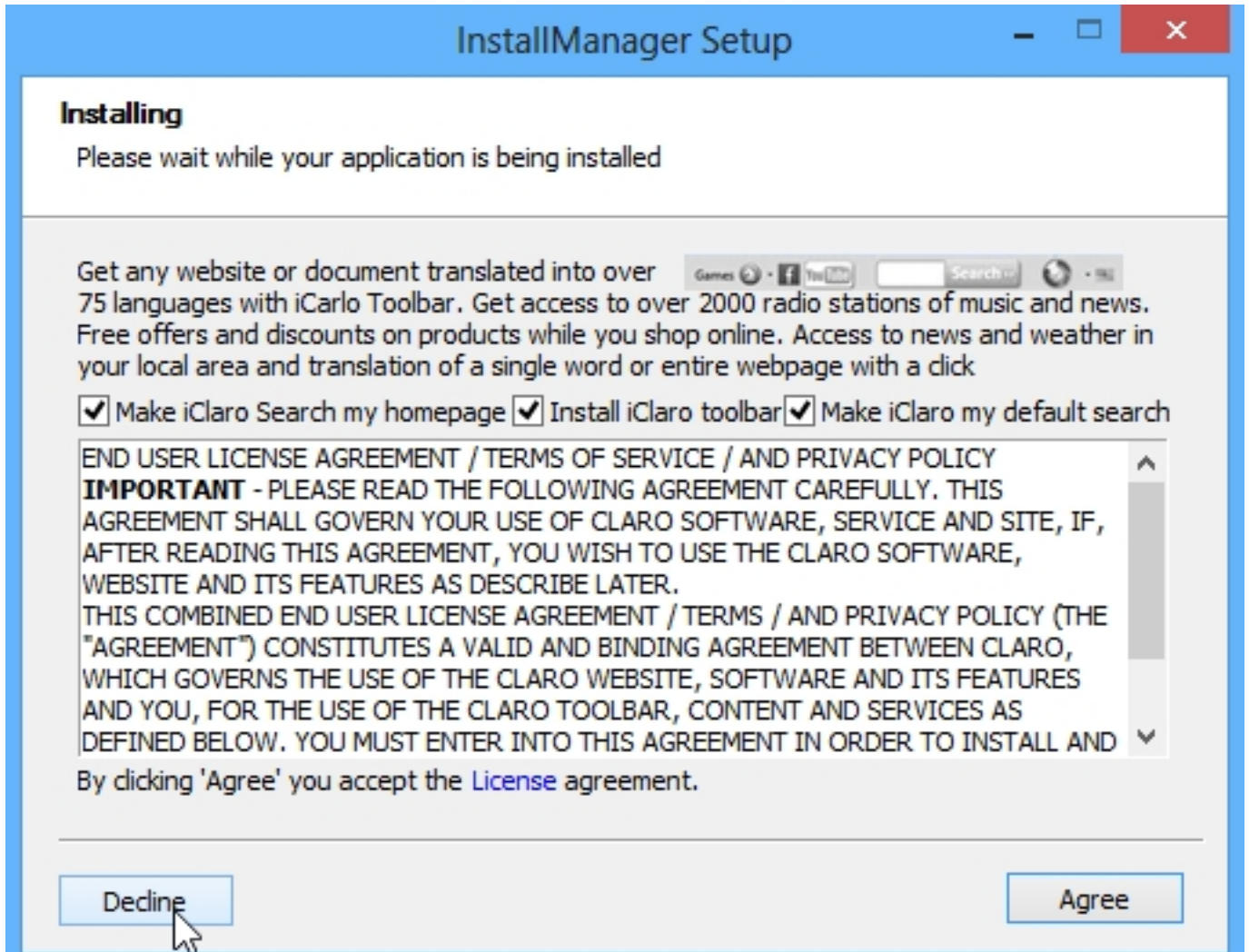


Saving webpages for offline viewing is nothing new. Almost all web browsers allow this functionality via letting you store web pages in HTML format, albeit also creating additional folders to store pertaining scripts, images, files and related content during the process. Even though offline HTML pages allow you to navigate just like you would while you're actually online, this isn't always a solution. If you're looking for a way to simply store the web page – for instance a page consisting of an article that you want to read later – it's better to save it in PDF format instead. One of the advantages of PDF is that you don't have to keep multiple files akin to HTML. To quickly Xerox a webpage into PDF, try locking your sights on **Weeny Free HTML To PDF Converter**

It's a lightweight yet powerful software that automatically converts and saves a web page into PDF at a breakneck speed. You can either convert an existing HTML file, or try entering the website's URL and the tool takes care of the rest.

We like freeware, but we don't like the bundled software that sometimes come packaged with them. Weeny Free HTML To PDF Converter is no exception to that. During installation, make sure you don't install any unwanted bundled apps and toolbars by unchecking all the check boxes for such offers and clicking Decline when asked.



The screenshot shows the 'Weeny Free HTML to PDF Converter' application window. The title bar is blue with the text 'Weeny Free HTML to PDF Converter'. Below the title bar is a menu bar with 'File', 'Convert Now', 'Convert Online', 'Weeny Software', and 'Help'. A toolbar contains five icons: 'Add URL' (globe), 'Add Files' (document), 'Delete' (yellow folder with red X), 'Website' (house), and 'About' (info icon). The main area is a table with the following content:

URL/Filename	Type
http://www.addictivetips.com	UR

At the bottom, there are three input fields: 'Target PDF folder:' with the value 'C:\My PDF', 'When conversion is completed:' with the value 'Open target folder', and a 'Convert' button (red square with white arrow). Below these fields are three status boxes: 'URL Count: 1', 'Files Count: 0', and 'URL/Files Count: 1'.

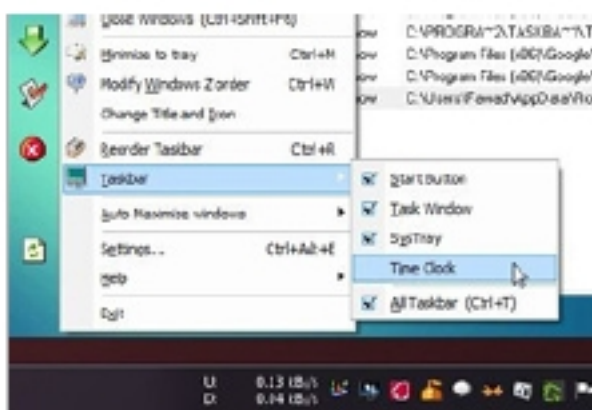
Here is the output of a PDF file generated by the conversion process:

## Hide System Tray Icons, App Windows Or Any Part Of The Taskbar

Fawad Mr on November 27, 2012

Windows

Leave a comment



The taskbar works like a control center for Windows. It allows you to manage all the running applications, launch new ones through pinned shortcuts, access the Start Menu, and view the system tray items such as running services, network, volume, clock etc. The default taskbar options in Windows 7 allow you to change the Taskbar appearance, including the grouping of icons, the size of icons, the Notification area, and use of Aero Peek. Moreover, there are options to customize the Start Menu. You can choose the toolbars that you want to be available on the taskbar. Today, we have a tool for you called **Taskbar**

which provides users with a lot of taskbar related options, such as hiding or closing program windows, hiding or showing system tray icons, modifying the order of running applications on taskbar, setting application windows to stay on top, hiding a part of the taskbar, etc. The program lets you deal with the application and system tray icons individually to control the taskbar's appearance. All the options can be accessed through the graphical user interface, as well as using hotkeys.

## Model 3D Buildings Over Real Site Maps With Autodesk FormIt

Hamza Khalid on November 27, 2012

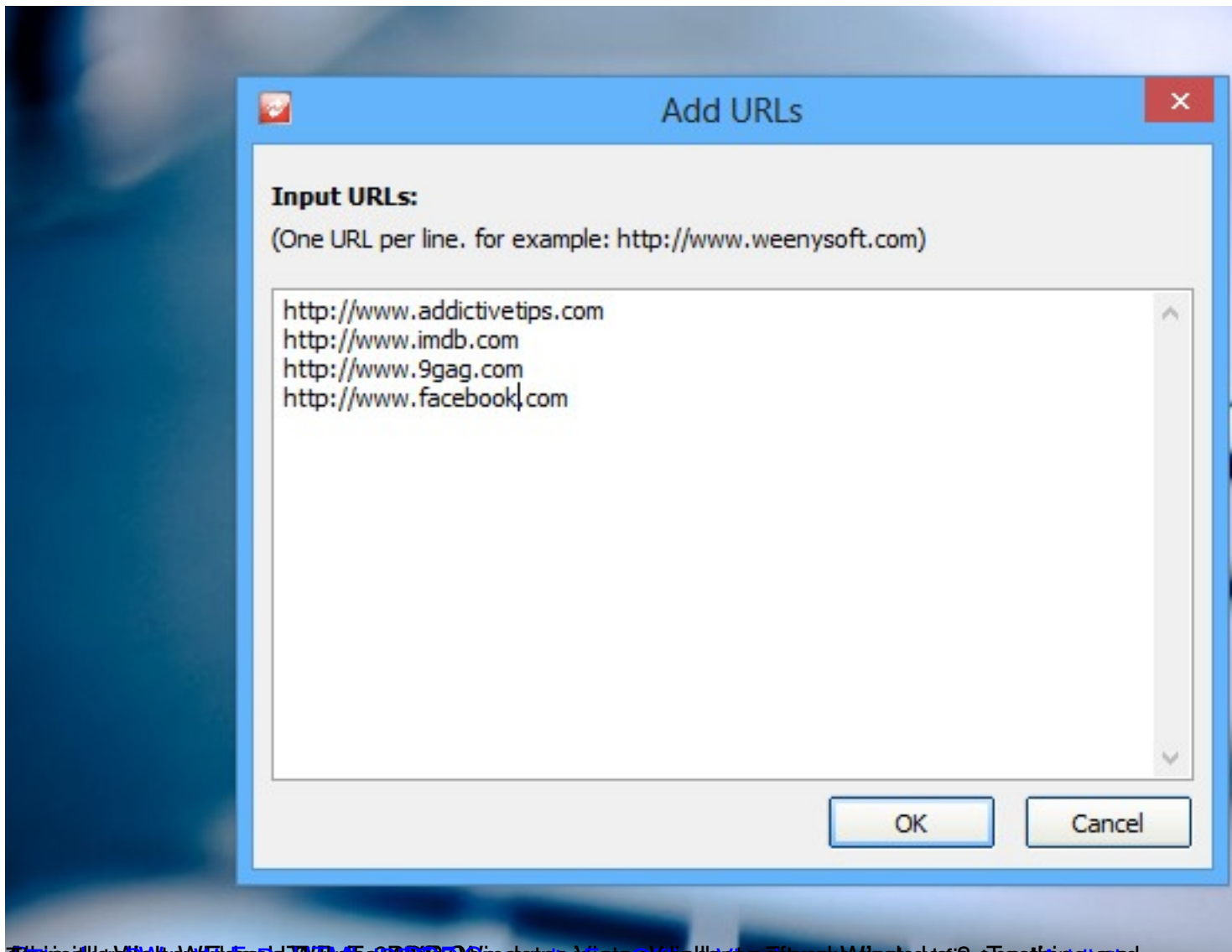
iOS

Leave a comment



There are plenty of photo editing apps for iOS and Android that demonstrate how good a touch environment can be. All you need is a good camera and a good editing app. While such apps are available, they are not designed for professional use. On the other hand, the Autodesk FormIt app is designed for professional use. It allows you to create 3D models of buildings and structures directly from a real-world site map or aerial photograph. The app is available on both iOS and Android.

The Autodesk FormIt app is available for free on the App Store (iOS) and Google Play (Android). It is a powerful tool for creating 3D models of buildings and structures directly from a real-world site map or aerial photograph. The app is available on both iOS and Android.



[How To Save Web Pages As PDF Documents For Offline Viewing](#) appeared first on [iGg.com](#)

### Related Articles:

1. [123Clip For Android Lets You Save Parts Of A Web Page For Offline Viewing](#)
2. [Save Web Pages For Offline Reading In Chrome For iOS With WebOffline](#)
3. [How To Download Any Streaming Video On iPhone For Offline Viewing](#)

[Read more](#)