

Since jumping on the Windows 8 bandwagon, I spend a lot of time fiddling with the Start Screen. I don't like the fact that Microsoft been liberal with putting certain constraints regarding Start Screen personalization. For instance, you can easily pin both Modern and Standard UI apps to this revolutionary tiled grid (no pun intended), but you're simply not allowed to pin custom files, folders or other system tools without the use of a third party utility. Back in October, we reviewed two third-party tools ( [ObyTile](#) and [Start Screen Pinner](#) ) that allow pinning most of the items to the Start Screen. However, those of you looking for a way to do the same without leaving Windows 8 Modern UI environment (and more importantly, those who are on Windows RT) can use

### **Tile A File**

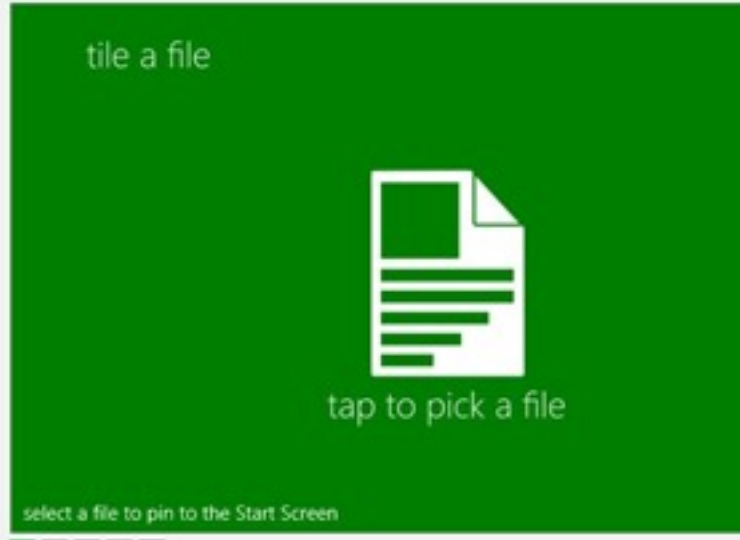
. Tile A File is a new application that – as the name implies – lets you pin any selected file to the Start Screen, thus providing an instant way to access it right from the Start Screen.

Tile A File is available at Windows Store. To download the app, open the Store app and type-in the app's name in Search Charms. Once you're on its in-store page, click Install to begin the download process.

# ← Tile A File

Category: Tools  
Download size: 210 KB  
Age rating: 3+  
Publisher: Mike Taully  
(C) Mike Taully, 2012.

Overview Details Reviews



### Description

Tile A File is a simple tool which makes tiles on your Windows 8 Start Screen for files that you commonly use so that you can quickly launch those files in the future.

The application supports both square and wide tiles and displays the thumbnails for your files that it creates.

[Read more](#)

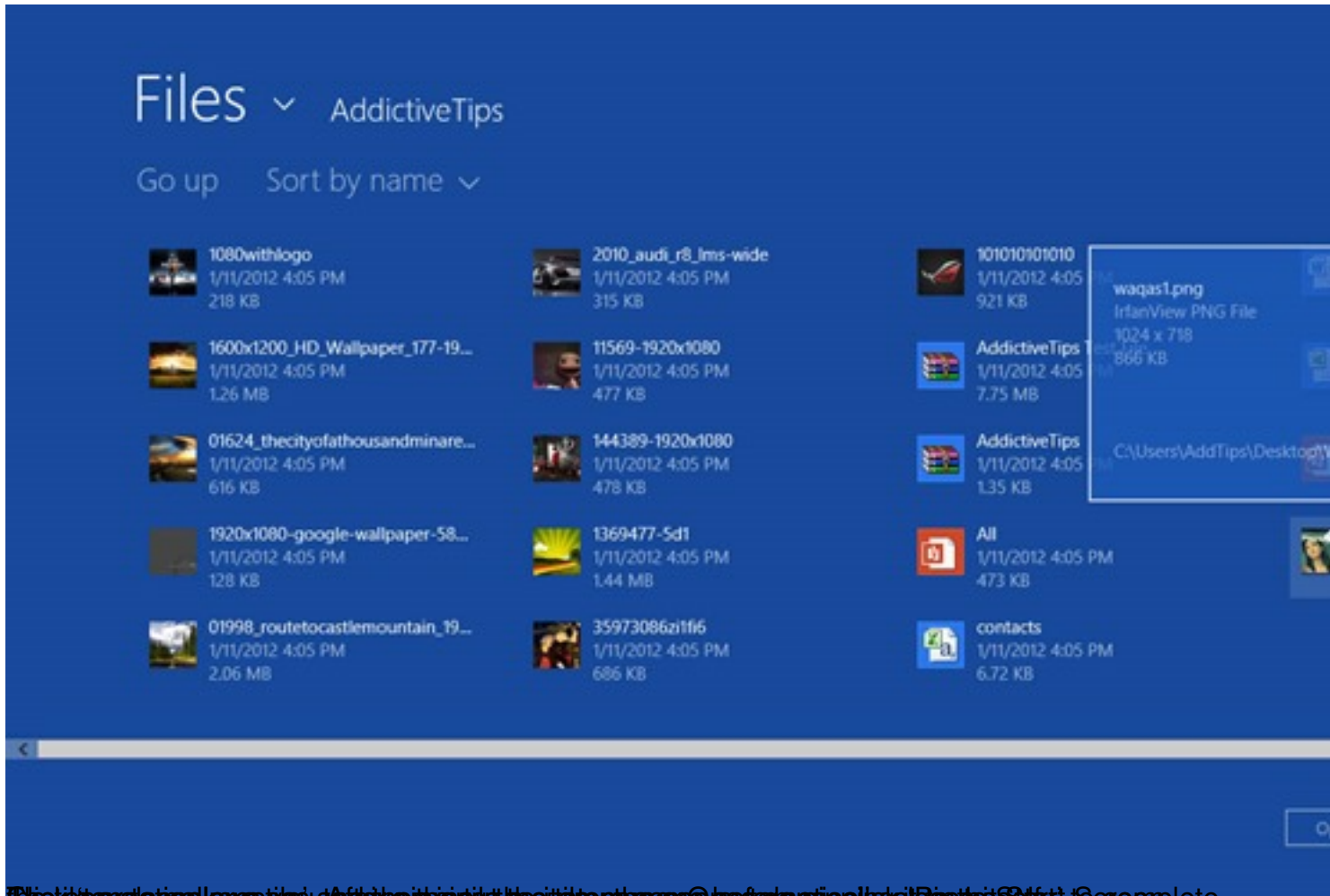
Tile A File is a simple tool which makes tiles on your Windows 8 Start Screen for files that you commonly use so that you can quickly launch those files in the future. The application supports both square and wide tiles and displays the thumbnails for your files that it creates.

tile a file



tap to pick a file

supported file formats: doc, docx, xls, xlsx, ppt, pptx, mp3, mp4, avi, wmv, mkv, flv, h.264, h.265, jpeg, png, gif, psd, ai, eps, pdf, rar, zip, tar, etc.



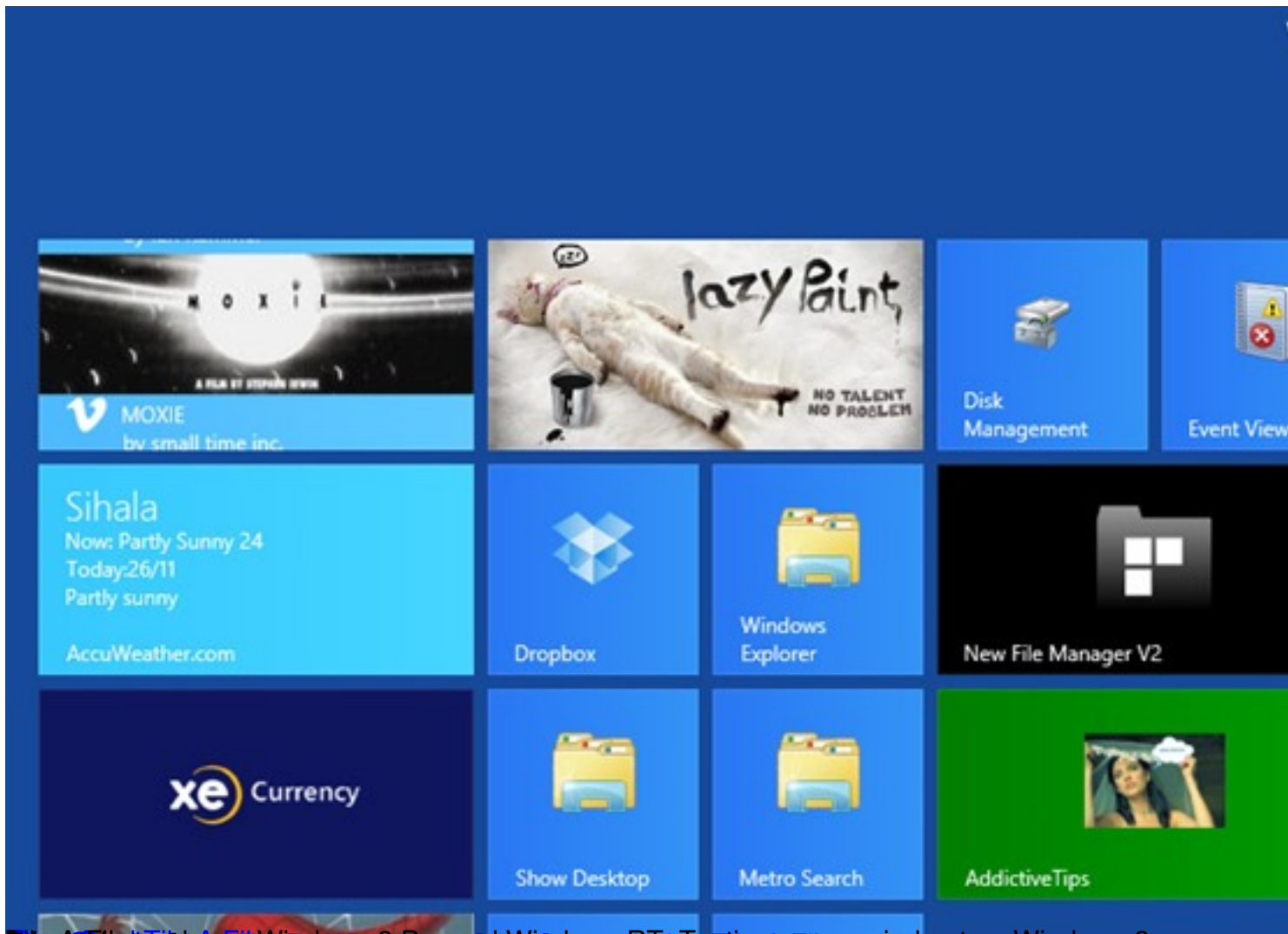
The tutorial was created by AddictiveTips.com before any of the Windows 8 features were complete. The tutorial was created before the Windows 8 release.

← tile a file



tap to make a tile

The screenshot below demonstrates how to switch between the Large and Small tile modes on the Start Screen. It shows the Start Screen in Large tile mode. When you tap a tile, a context menu appears with a 'Pin to Start' button.



The article was published on [Windows 8 Pro and Windows RT Testing](#) was carried out on Windows 8. The article was published on [Windows 8 Start Screen Using Tile A File](#) appeared on [AUG 21](#)

**Related Articles:**

1. [Increase Number Of App Tile Rows In Windows 8 Start Menu](#)
2. [Personalize Windows 8 Start Screen With My WCP Start Screen Customizer](#)
3. [Windows 8 Start Tweaker: Change Metro Start Screen Background &#38; Color](#)

[Read more](#)