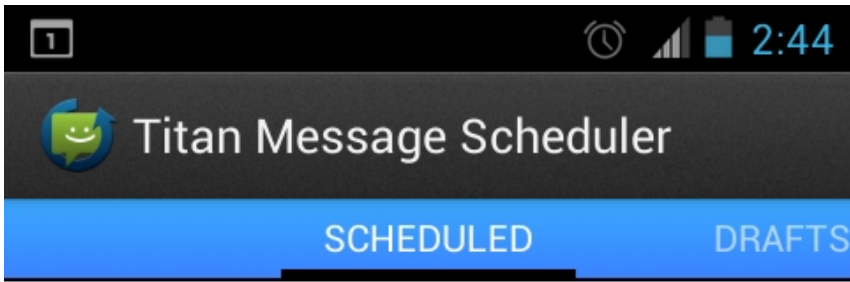


It's 10pm. You just got done with your side job and want to let the customer know you're finished. You technically closed 4 hours ago, and it's pretty late. What do you do? You can't call or text them, for fear you would wake or disturb them. You can't email them because you know this customer wouldn't check it for three days.

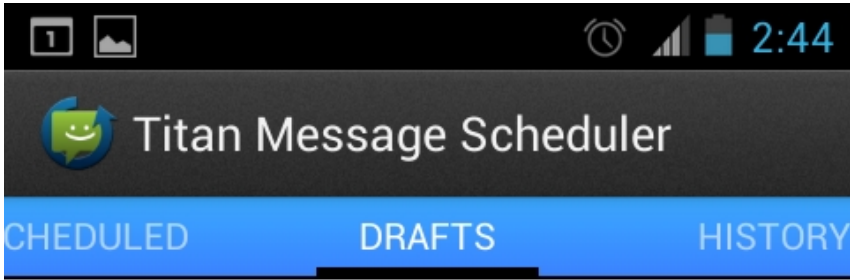
Enter **Titan Message Scheduler**.

Your goal is to send text messages on a schedule. More importantly, your goal is to send them via Google Voice. We have searched high and low for the ability to perform this via an Android device, and this method seems to be the only one available right now. It's a growing trend to have a business number run by some sort of VOIP service, and with Google Voice still being free (for now), it makes for a great option.



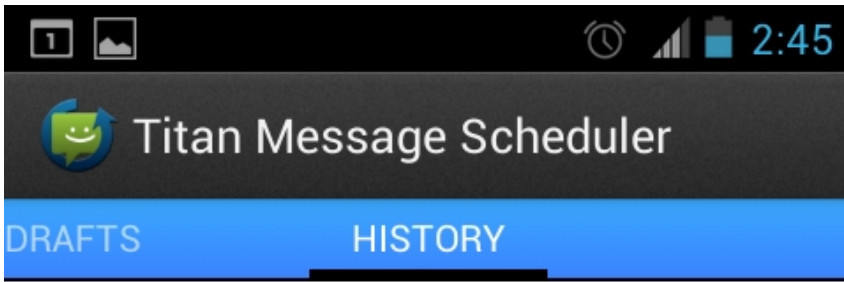
No scheduled text messages





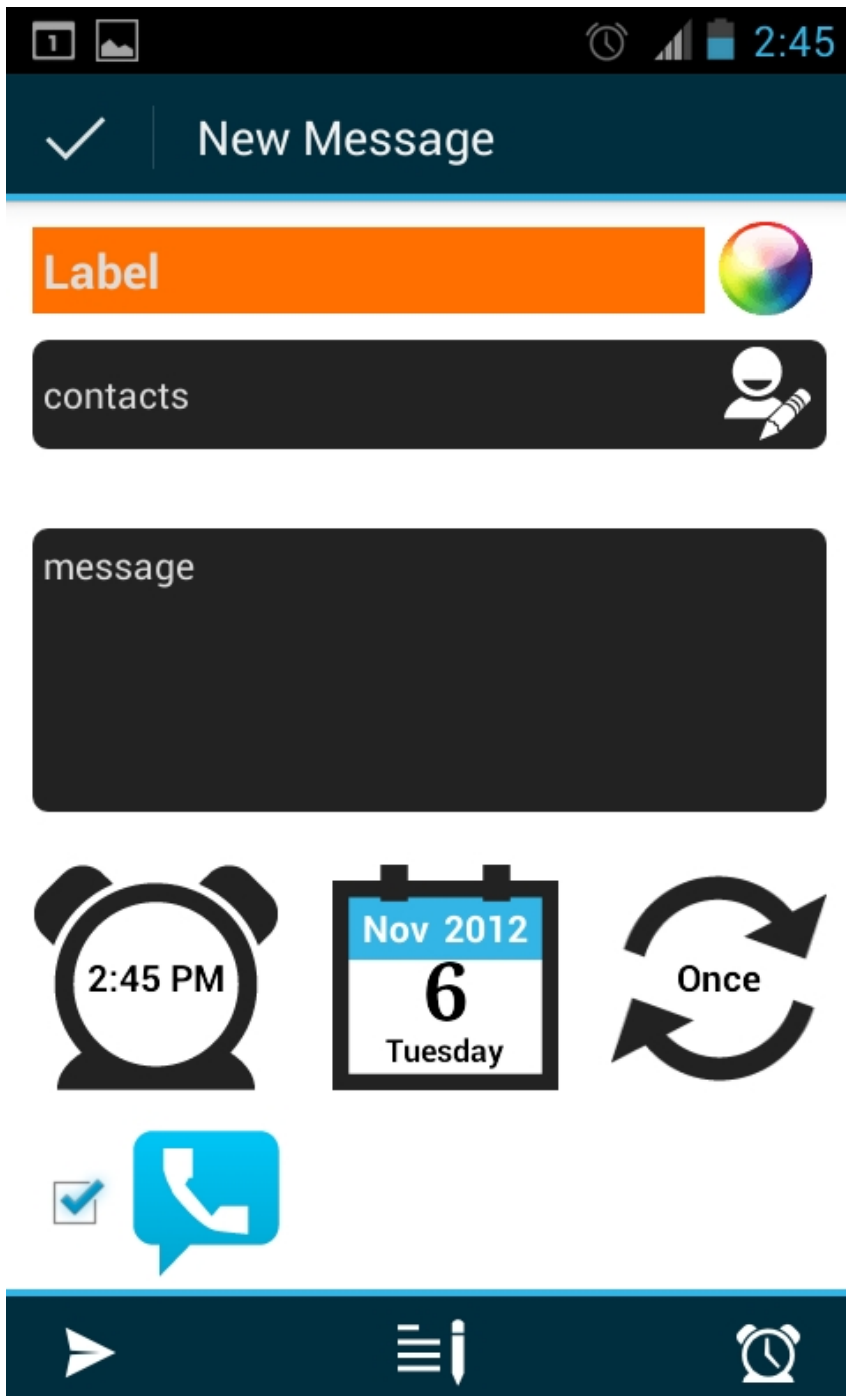
No draft messages





Sent: 9:06 AM, Mon, Nov 5, '12
To: Celeste Jewel Miller,
what the 8





[Additive Email Message Schema](#), [Google Voice From Your Android Phone](#), [How To Send Delayed Texts via Google Voice From Your Android Phone](#)
Related Articles:

1. [Sonalight Text By Voice: Send, Listen & Reply To SMS via Voice Commands \[Android\]](#)
2. [Google Voice: Play Voice Messages In Gmail With Voice Player](#)
3. [DeskSMS For Android & Send & Receive SMS To / From Gmail & Google Talk](#)

[Read more](#)