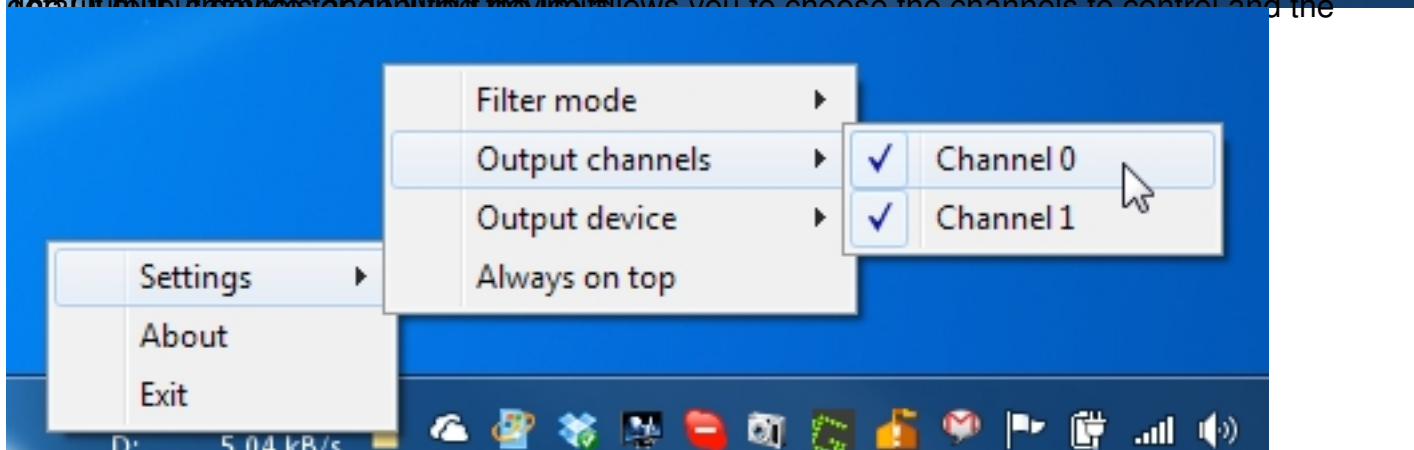
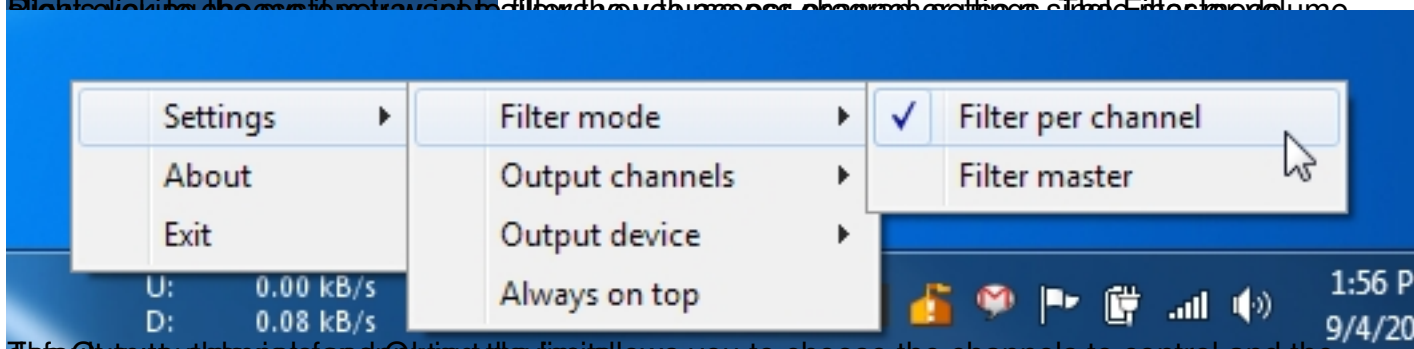
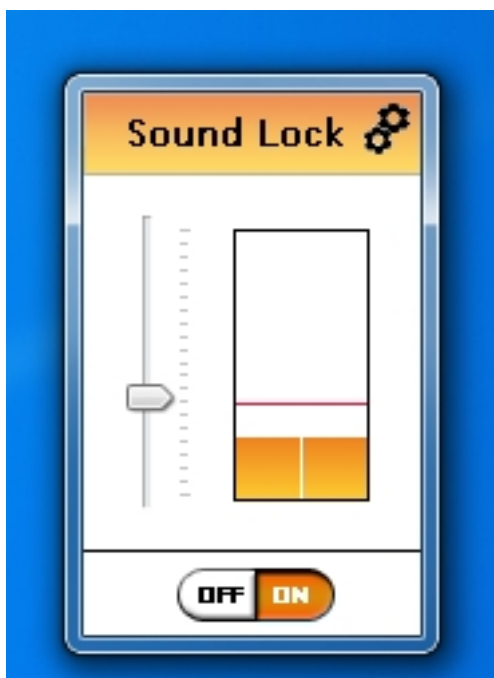


Sometimes, while watching a movie (especially horror movies), it happens that the scene changes and the sound level of the new scene is a lot louder than the previous one. That is OK if it happens at day time, but it can be quite disturbing for others if the same thing happens at night, when everyone else is sleeping. Sure, you can use headphones at night, but some people, including myself, like to keep speakers as the default sound output device because of the higher detail. If you turn the volume down, you will not be able to properly hear the parts with low sound, and if you turn the volume up, there is always the risk of a loud bang disturbing everyone. Today, we have a small application called **Sound Lock**, which solves all those issues and allows you to set a maximum level for the sound coming out from your speakers. This way, you can select any level of volume required and still not worry about it spiking up during a movie. Keep reading to find out more about Sound Lock.

The application allows you to control the volume of all channels together, or just one channel separately, up to a total of 14 channels. The way it works is that during the loud scenes, it turns the volume down to match the limit set by the user and when the loud scene is over, it turns the volume back up enabling you to enjoy those quiet scenes. You can choose to filter the sound per channel or filter the master volume to turn down the volume in all channels at the same time. Also, the default output devices can be selected from the program options for applying the volume limits. If, instead of the normal two speakers, you have a bigger set of speakers connected to your computer, you can choose to apply the filters on selected channels.

After installation, Sound Lock runs in the system tray, left click to open the main interface that allows you to set the maximum sound limit and turn the application on and off.



Sound Lock works on both 32-bit and 64-bit versions of Windows XP, Windows Vista, Windows 7, Windows 8, and Windows 10. It is a free software with no ads.

Related Articles:

- 1. [Assign Global Hotkeys To Control System Volume With Sound Volume Hotkeys](#)
- 2. [Change Lock And Unlock Sounds With Lock Sound Changer For Android](#)
- 3. [Lock Firefox Menu Bar With A Password, Limit Access To Private Data](#)

[Read more](#)