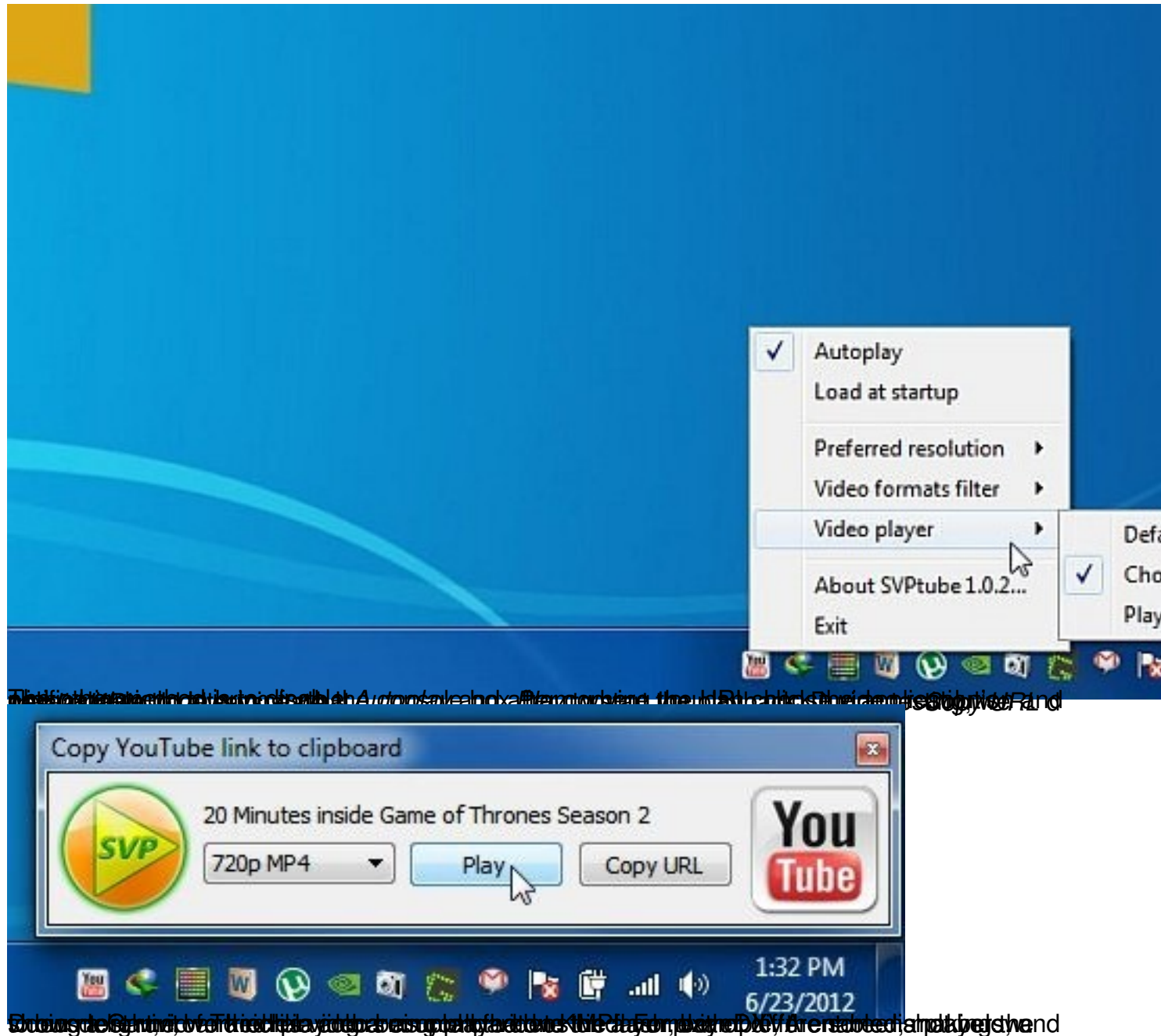
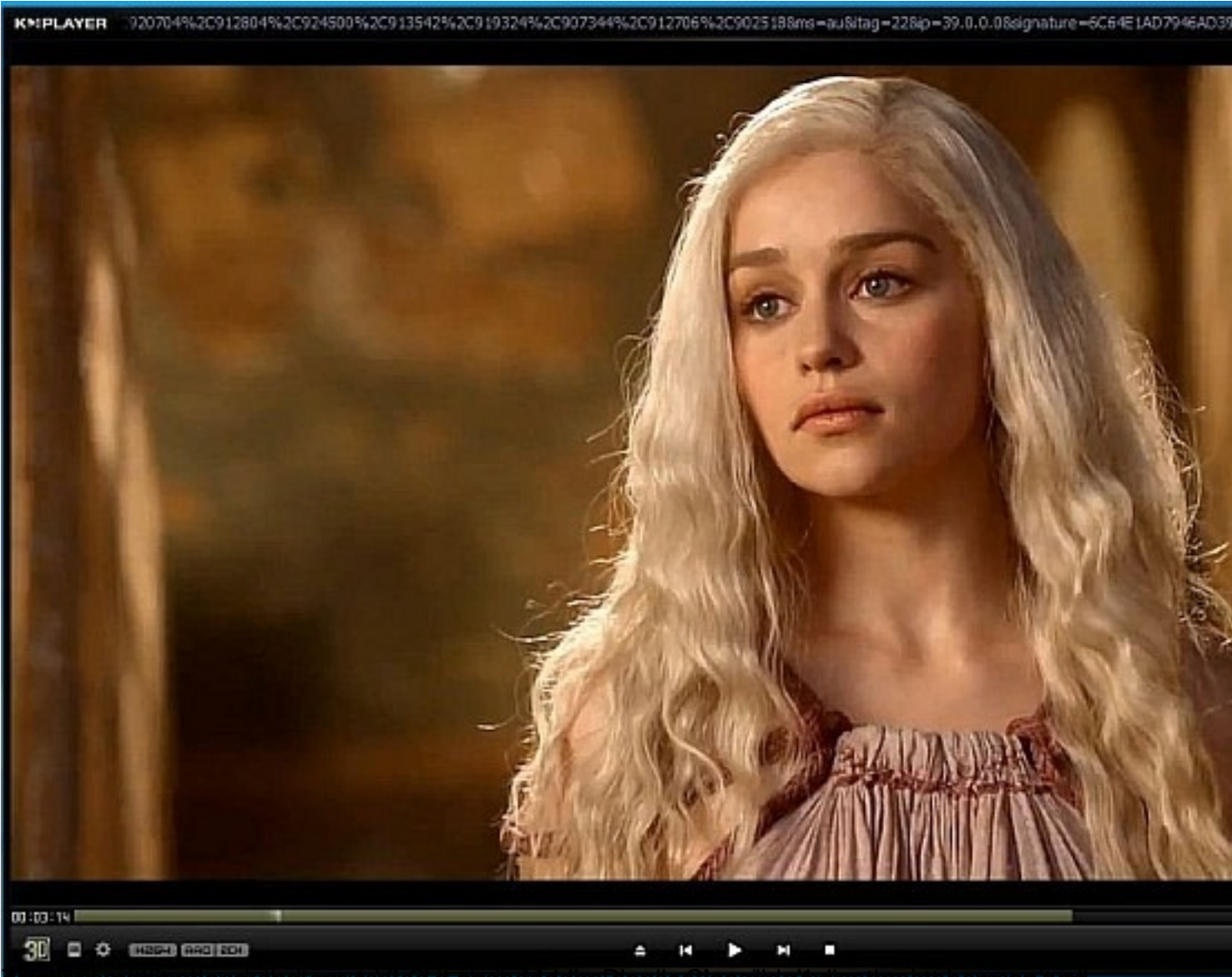


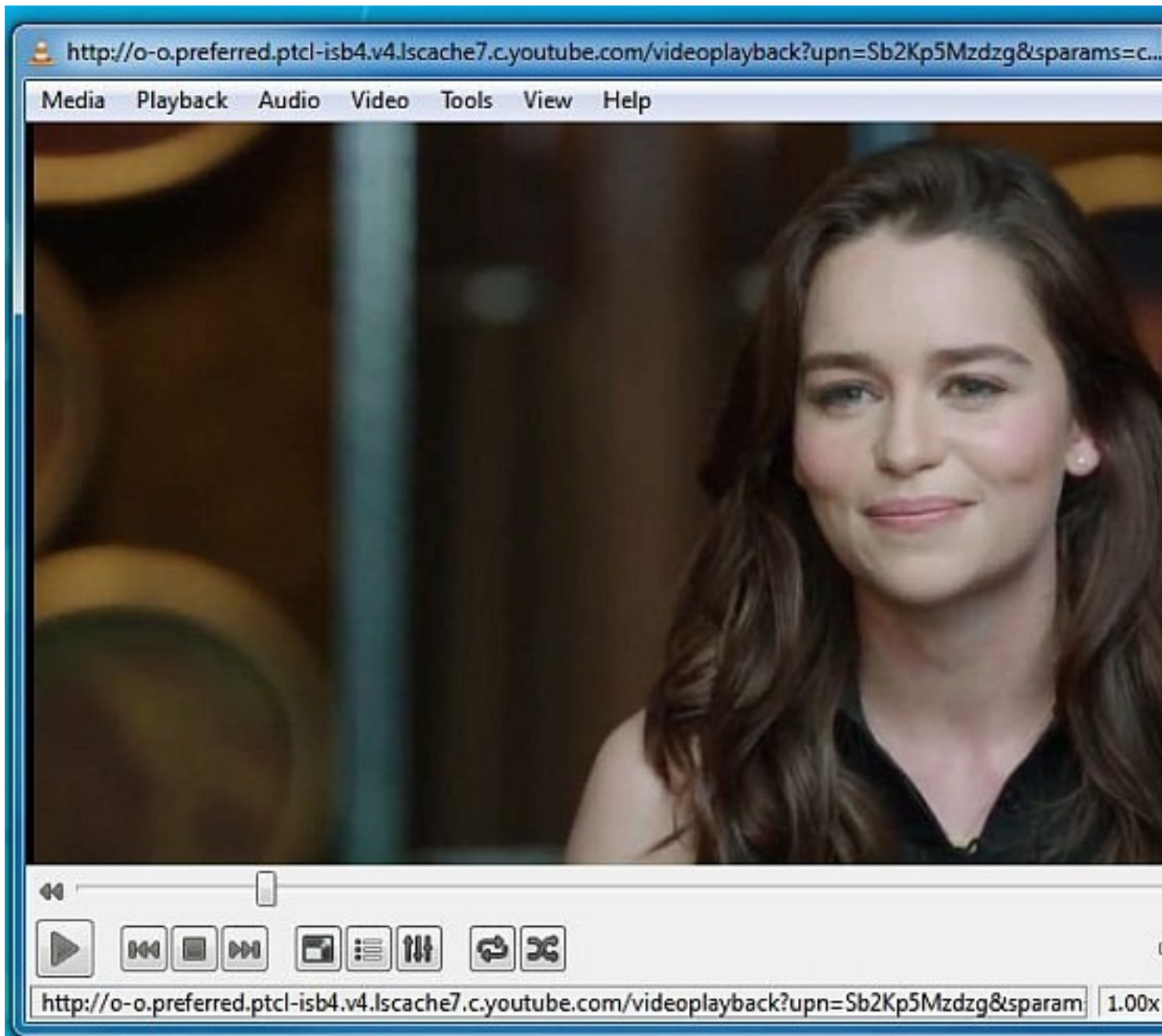
YouTube has been cited as the most popular video streaming website on the internet. In fact, it is but a glimpse of what Web 3.0 might have to offer to the internet users. After having been widely acclaimed around the globe, time has taken us to a point where YouTube can not only be streamed on your desktop, but also, on Smartphones, Tablets, TVs, Laptops, Netbooks and Ultrabooks. While the videos are streamed and watched directly from within your web browser on Google's own API, wouldn't it have been better if you could use your favorite media player to watch those videos? In this way, not only you could customize the playback, but also, as flash streaming consumes more battery, your regular video player could save you the juice by using codecs and hardware acceleration. If something like this you've been looking for, then consider your wish granted, as **SVPtube** brings this concept to reality. It allows you to grab and stream YouTube videos directly on your regular media player. Good thing is, most of the major media players are supported, including KMPlayer, VLC and Media Player Classic, just to name a few. It simply does so by silently sitting on the system tray, and automatically triggers the media player should you copy a YouTube video's URL to the clipboard. Does it fare well with Google's integrated flash player? Let's find out.

The application itself consists of no major interface at all, other than the right-click context menu from its notification tray icon, and a small console box that appears if *Autoplay* is disabled. From within the context menu, other than *Autoplay*, you may enable *Load at Startup*, choose video resolution from *Preferred resolution* (224p, 360p, 480p, 720p and 1080p) and choose your default player under *Video player* menu. In addition, you may toggle *Show MP4 Only* and *Hide 3D Formats* from *Video formats filter*. There are two methods to play the videos; first (and in our opinion, the more lucid) is to enable *Autoplay* in context menu, which, in turn, will automatically start the playback when a URL is copied.





an online video player analyzer tested a saved media player application in a post on reddit.



Source: [http://www.addictivetips.com/windows-tips/svp-tube-zed-playback-the-app-itself](#)
Related Articles:

1. [Air Stream Media Player – Stream Videos & Photos From iOS Devices To Windows PC via AirPlay](#)
2. [Use Your Favorite DirectShow Decoder In Windows Media Player & Media Center](#)
3. [Fire Media Player Adds A Sidebar For Creating YouTube Playlists & Controlling Playback In Firefox](#)

The post [SVPtube: Copy URLs Of YouTube Videos To Stream Them On Your Favorite Media Player](#) appeared first on [AddictiveTips](#) .

[Read more](#)