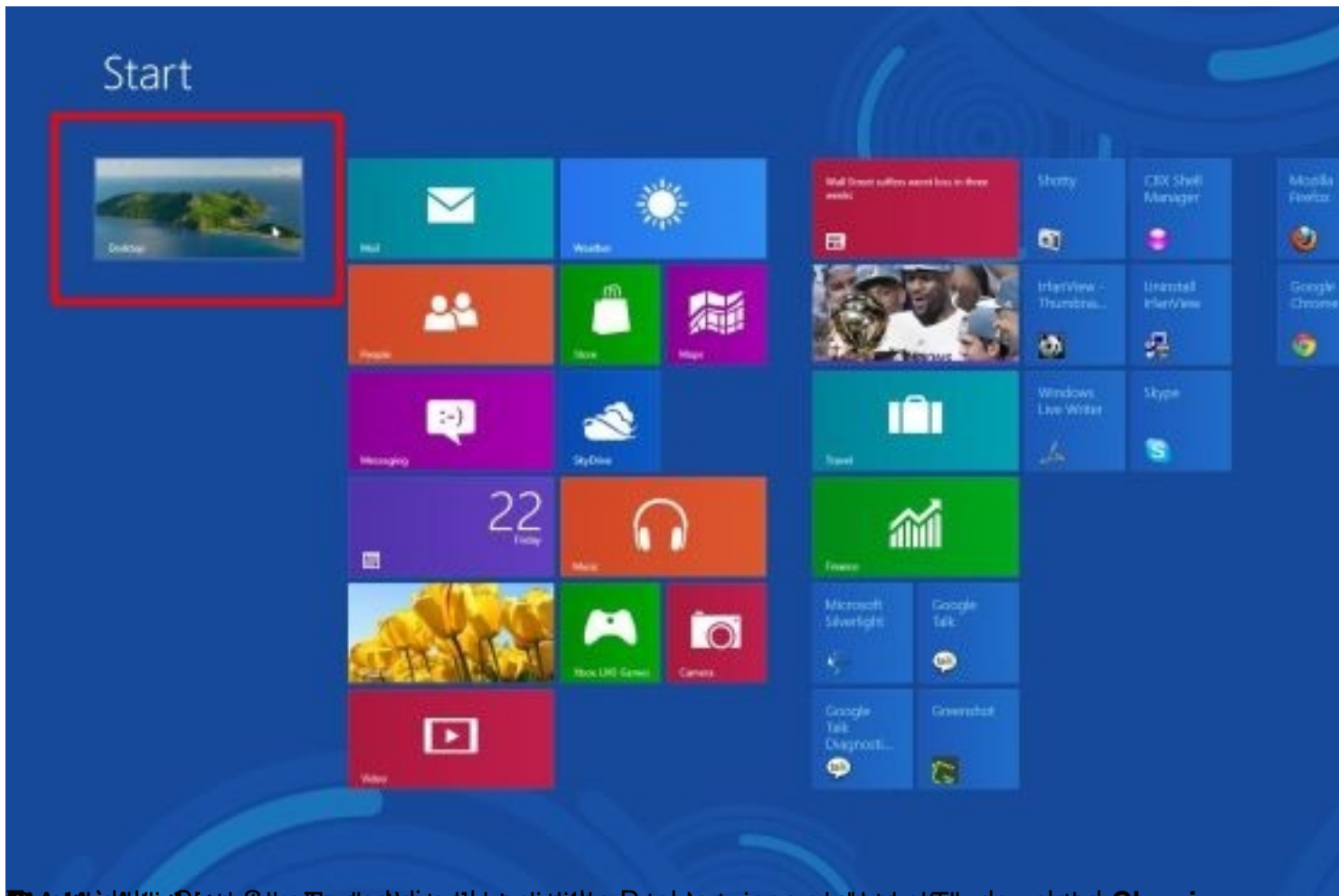
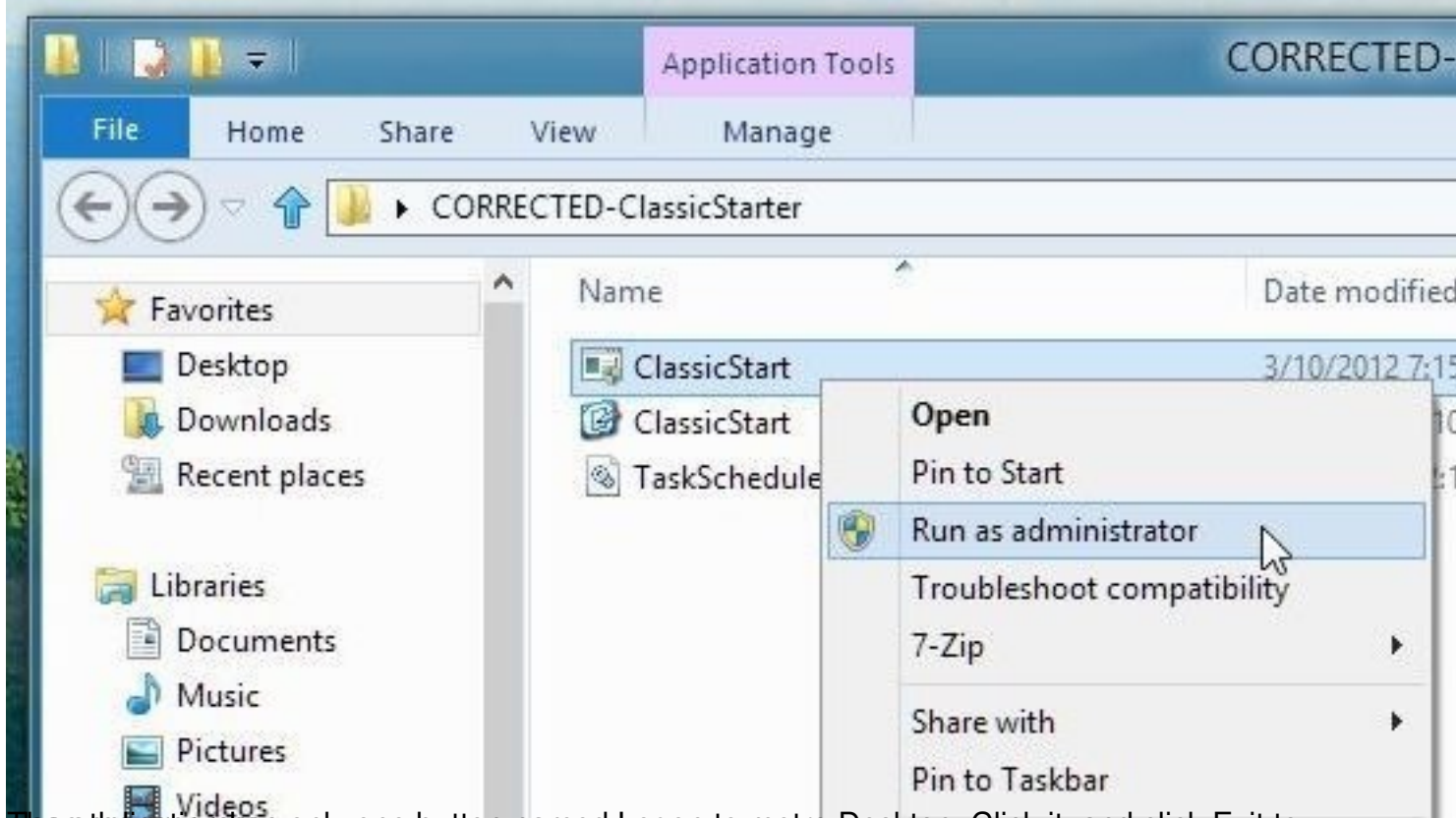


With Windows 8, Microsoft has let go of the iconic Start Orb and replaced the Start Menu with Start Screen. Now, instead of clicking the start orb to access installed software, users have to use the Start Screen and search for the items stored in their computer. It would be safe to say that Windows has seen, effectively, a replacement of the Desktop with the Metro Start Screen, and now Desktop is also just another app. By default, there is no option to make Windows 8 go to the Desktop app when the computer starts. Previously, [we have covered](#) a couple of ways that allow you to skip the Start Screen and go directly to the Desktop; however, since both methods work using the Show Desktop shortcut in Windows, the Start Screen does come on for some time before going to the Desktop. Today, we have an application that does not let the Start Screen appear at all during startup, and the system goes directly to Desktop. In this post, we will explain how to use the tool in Windows 8.

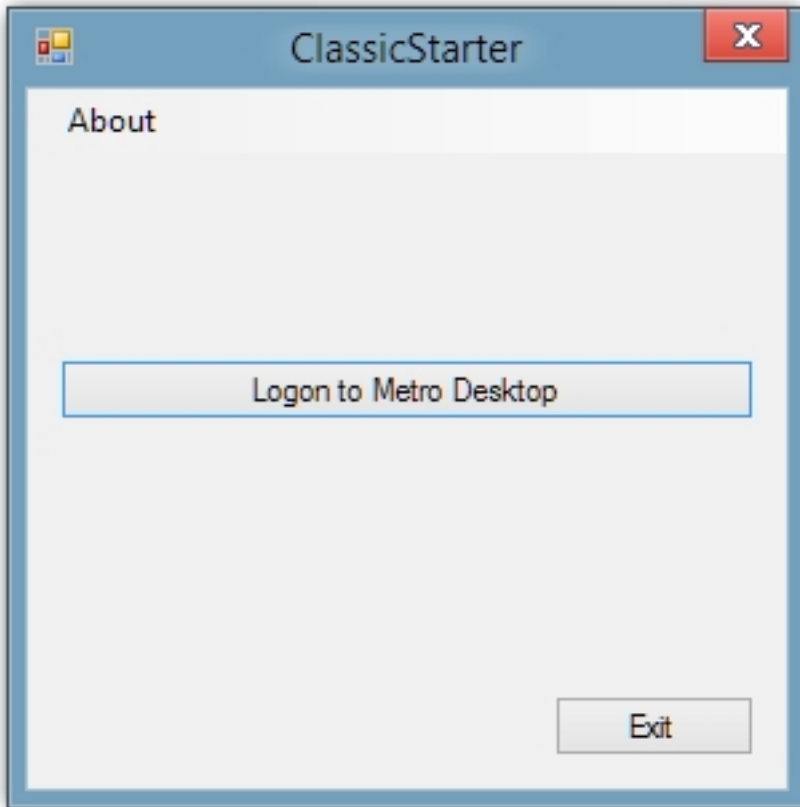
The Start Screen lists all the apps installed on the computer, each with its own Tile that can be used to start the program. Some apps, including the Desktop, are installed by default, and can be seen as Tiles on the Start Screen.



Download the Classic Starter Tool and install it on the Desktop in order to skip the downloaded Classic



Close the program as only one button named Logon to metro Desktop. Click it, and click Exit to



[How To Skip Windows 8 Start Screen &#38; Go Directly To Desktop On System Startup](#) appeared first on [AddictiveTIPS](#).  
Related Articles:

1. [Bypass Windows 8 Start Screen On Startup &#38; Jump Directly To Desktop](#)
2. [What&rsquo;s New In Windows 8 Desktop, Start Search, And Start Screen \[Review\]](#)
3. [Windows 8 Start Menu Toggle &#8211; Enable / Disable Metro UI Start Screen](#)

The post [How To Skip Windows 8 Start Screen &#38; Go Directly To Desktop On System Startup](#) appeared first on [AddictiveTIPS](#) .

[Read more](#)